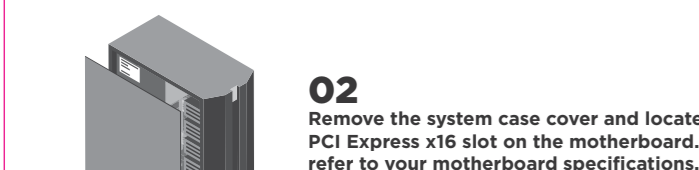


GRAPHICS CARD INSTALLATION

01
Power Off the computer. Unplug the cable(s) connected to the system, and remove any existing discrete graphics card(s).

02
Remove the system case cover and locate the PCI Express x16 slot on the motherboard. Please refer to your motherboard specifications.

03
Remove the expansion slot cover(s) for the available slot(s) where the graphics card will be installed.

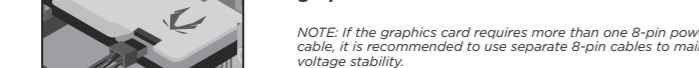
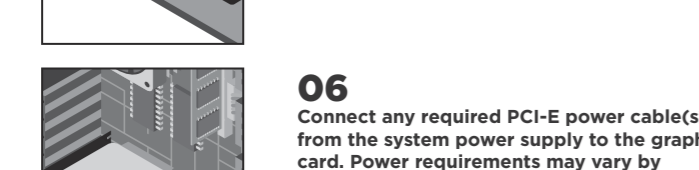
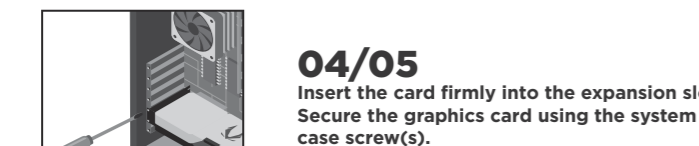


GRAPHICS CARD INSTALLATION

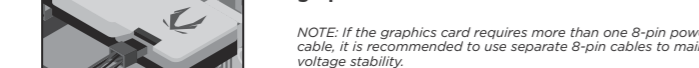
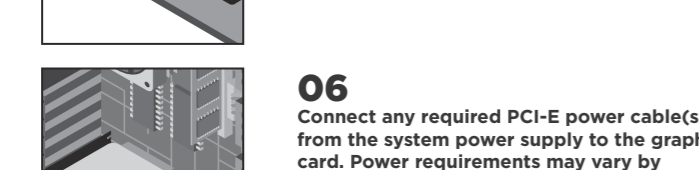
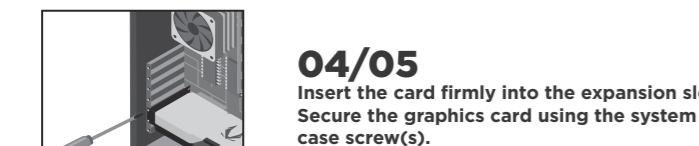
04/05
Insert the card firmly into the expansion slot. Secure the graphics card using the system case screw(s).

06
Connect any required PCI-e power cable(s) from the system power supply to the graphics card. Power requirements may vary by graphics card model.

NOTE: If the graphics card requires more than one 8-pin power cable, it is recommended to use separate 8-pin cables to maintain voltage stability.




07
Replace the system case cover and reconnect the system power cable.



GEFORCE DRIVER INSTALLATION

PLEASE MAKE SURE TO HAVE THE LATEST AVAILABLE DRIVERS INSTALLED FOR YOUR ZOTAC GAMING GEFORCE GRAPHICS CARD FOR OPTIMAL GAMING PERFORMANCE.

NOTE: The latest GeForce Drivers are available at GEFORCE.com. An Internet connection is required to proceed.



DRIVER DOWNLOAD

CONNECT A MONITOR

CONNECTING A DISPLAY TO THE GRAPHICS CARD

MORE YOU NEED TO KNOW



ZOTAC.COM

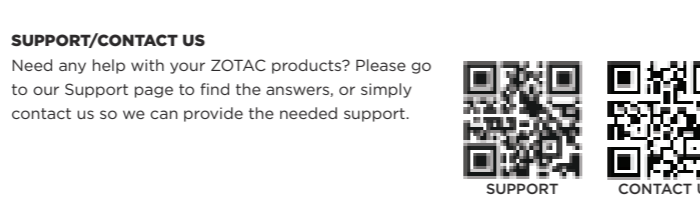
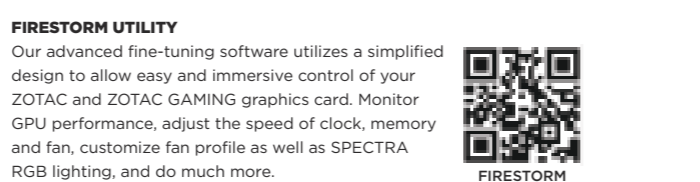



USEFUL LINKS

PRODUCT REGISTRATION
Register your new product on ZOTAC.COM to get FREE extended product warranty where applicable. Product registration must be successfully submitted within a limited time of new product purchase. Availability and window of time for product registration may vary by product and region.

FIRESTORM UTILITY
Our advanced fine-tuning software utilizes a simplified design to allow easy and immersive control of your ZOTAC and ZOTAC GAMING graphics cards. Monitor GPU performance, adjust the speed of clock, memory and fan, customize fan profile as well as SPECTRA RGB lighting, and do much more.

SUPPORT/CONTACT US
Need any help with your ZOTAC products? Please go to our Support page to find the answers, or simply contact us so we can provide the needed support.



WARRANTY

ZOTAC Technology Limited stands by the quality of its products with a limited warranty. The ZOTAC warranty applies to all products and is non-transferable.

The ZOTAC warranty is only applicable under the following conditions:
 • A copy of the original sales receipt is kept.
 • Damage to the product was not due to user installation.
 • User did not damage the product, including abuse, over-clocking, natural disaster, negligence, misuse, modifications (cooling included), power supply, damage due to the result of other damaged components, etc.
 • Product was used for its intended purpose.

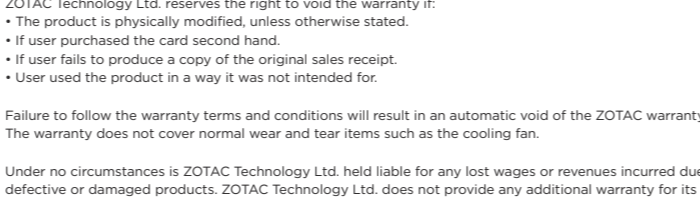
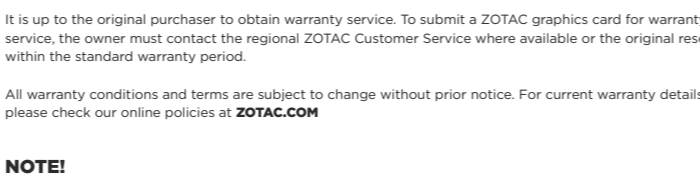
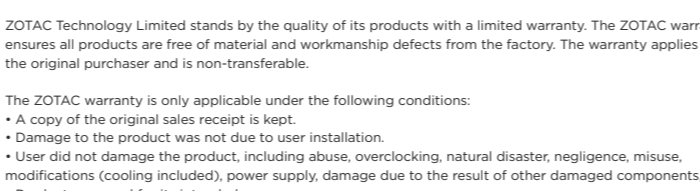
It is up to the original purchaser to obtain warranty service. To submit a ZOTAC graphics card for warranty service, the owner must contact the regional ZOTAC Customer Service where available or the original reseller within the standard warranty period.

All warranty conditions and terms are subject to change without prior notice. For current warranty details, please check our online policies at ZOTAC.COM

ZOTAC Technology Ltd. reserves the right to void the warranty if:
 • The product is physically modified, unless otherwise stated.
 • If user purchased the card second hand.
 • If user fails to produce a copy of the original sales receipt.
 • User used the product in a way it was not intended for.

Failure to follow the warranty terms and conditions will result in an automatic void of the ZOTAC warranty. The warranty does not cover normal wear and tear items such as the cooling fan.

Under no circumstances is ZOTAC Technology Ltd. held liable for any lost wages or revenues incurred due to defective or damaged products. ZOTAC Technology Ltd. does not provide any additional warranty for its products except as stated in the warranty terms, whether by implication or merchant intention.



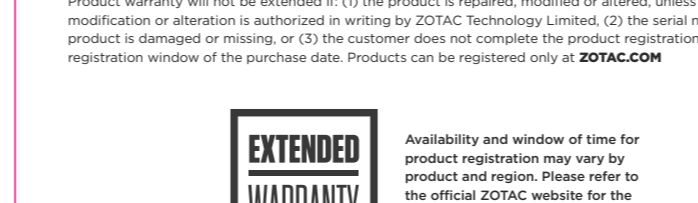
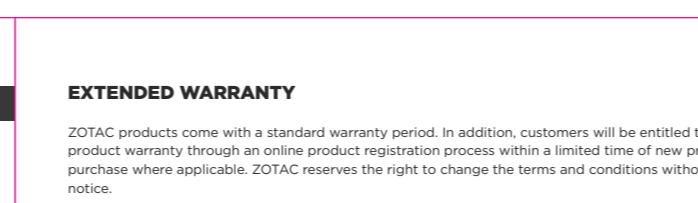
EXTENDED WARRANTY

ZOTAC products come with a standard warranty period. In addition, customers will be entitled to extended product warranty through an online product registration process within a limited time of new product purchase where applicable. ZOTAC reserves the right to change the terms and conditions without advance notice.

Product warranty will not be extended if: (1) the product is repaired, modified or altered, unless such repair, modification or alteration is authorized in writing by ZOTAC Technology Limited, (2) the serial number of the product is damaged or missing, or (3) the customer does not complete the product registration within the registration window of the purchase date. Products can be registered only at ZOTAC.COM

NOTE: The coverage of GeForce cards includes certain conditions. For more details, please refer to the official ZOTAC website for the updated warranty policy.

Availability and window of time for product registration may vary by product and region. Please refer to the official ZOTAC website for the updated warranty policy.



SAFETY

1) Before playing video games
Make sure that the room is well illuminated and lighting is adjusted to the brightness of the monitor. Keep a static distance from the display monitor.

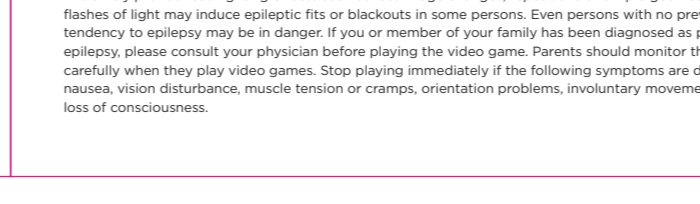
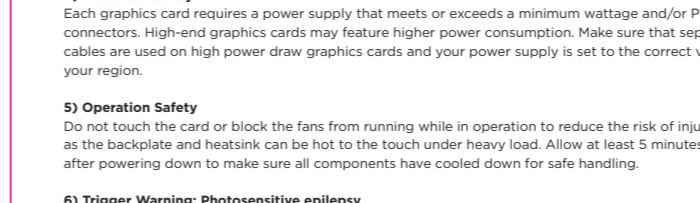
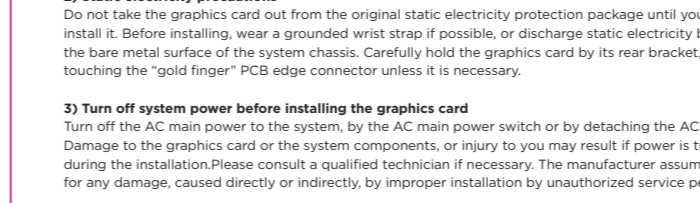
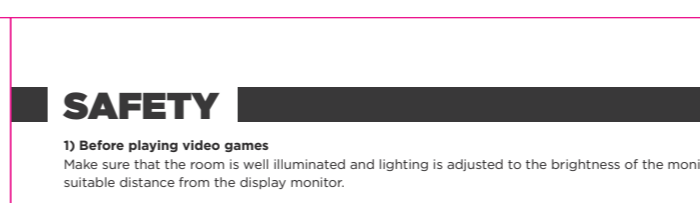

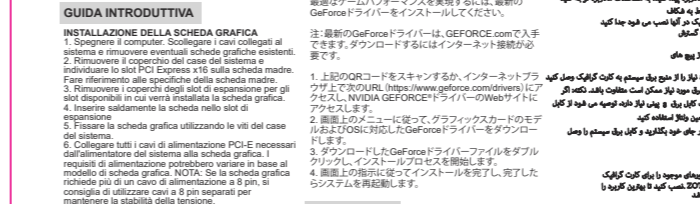
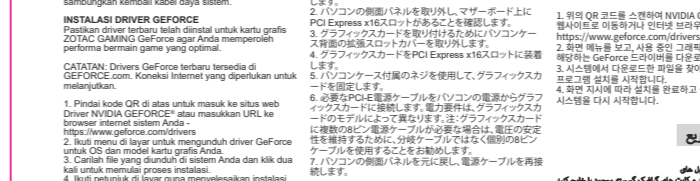

2) Static electricity precautions
Do not take the graphics card out from the original static electricity protection package until you are ready to install it. Before installing, wear a grounded wrist strap if possible, or discharge static electricity by touching the bare metal surface of the system chassis. Carefully hold the graphics card by its rear bracket, and avoid touching the "gold finger" PCB edge connector unless it is necessary.

3) Turn off system power before installing the graphics card
Turn off the AC main power to the system, by the AC main power switch or by detaching the AC power cord. Damage to the graphics card or the system components, or injury to you may result if power is turned on during the installation. Please directly a qualified technician if necessary. The manufacturer assumes no liability for any damage, caused directly or indirectly, by improper installation by unauthorized service personnel.

4) Electrical safety
Each graphics card requires a power supply that meets or exceeds a minimum wattage and/or PCIe connectors. High-end graphics cards may feature higher power consumption. Make sure that separate power cables are used on high power draw graphics cards and your power supply is set to the correct voltage for your region.

5) Operation Safety
Do not touch the card or block the fans from running while in operation to reduce the risk of injury. Parts such as the backplate and heatsink can be hot to the touch under heavy load. Allow at least 5 minutes to pass after powering down to make sure all components have cooled down for safe handling.

6) Trigger Warning: Photosensitive epilepsy
Extremely pronounced lighting effects such as fast image changes, repetitions of simple geometric shapes, flashes of light may induce epileptic fits or blackouts in some persons. Even persons with no previous known tendency to epilepsy may be in danger. If you or member of your family has been diagnosed as prone to epilepsy, please consult your physician before playing the video game. Parents should monitor their children carefully when they play video games. Stop playing immediately if the following symptoms are detected: nausea, vision disturbance, muscle tension or cramps, orientation problems, involuntary movements or brief loss of consciousness.



COPYRIGHT AND DISCLAIMER

Copyright © ZOTAC Technology Ltd. All Rights Reserved. No part of this document, including the products and software described in it, may be reproduced, transmitted, transcribed, stored in a retrieval system, or translated into any language in any form by any means, without the express written permission of ZOTAC Technology Limited.

All illustrations used in this document is for reference only.

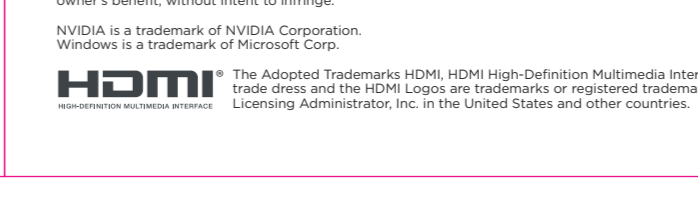
ZOTAC Technology Limited provides this document "as is" without warranty of any kind, either express or implied, including but not limited to the implied warranties or conditions of merchantability or fitness for a particular purpose. In no event shall ZOTAC Technology Limited be liable for any indirect, special, incidental, or consequential damages (including damages for loss of profits, loss of business, loss of use or data, interruption of business and the like), even if PC Partner has been advised of the possibility of such damages arising from any defect or error in this manual or product.

Specifications and information contained in this document are furnished for informational use only, and are subject to change at any time without notice, and should not be construed as a commitment by ZOTAC Technology Limited. ZOTAC Technology Limited disclaims any responsibility or liability for any errors or inaccuracies that may appear in this manual, including the products and software described in it.

MACROVISION
This product incorporates copyright protection technology that is protected by method claims of certain U.S. patents and other intellectual property rights owned by Macrovision Corporation and other rights owners. Use of this copyright protection technology must be authorized by Macrovision Corporation, and is intended for home and other limited viewing use only unless otherwise authorized by Macrovision Corporation. Reverse engineering or disassembly is prohibited.

TRADEMARKS
Products and corporate names appearing in this manual may or may not be registered trademarks or copyrights of their respective companies, and are used only for identification or explanation and to the owner's benefit, without intent to infringe.

NVIDIA is a trademark of NVIDIA Corporation. The Adopted Trademarks HDMI, HDMI High-Definition Multimedia Interface, HDMI trade dress and the HDMI Logos are trademarks or registered trademarks of HDMI Licensing Administrator, Inc. in the United States and other countries.



DISCLAIMER

All illustrations used in this document is for reference only.



ZOTAC Technology Limited provides this document "as is" without warranty of any kind, either express or implied, including but not limited to the implied warranties or conditions of merchantability or fitness for a particular purpose. In no event shall ZOTAC Technology Limited be liable for any indirect, special, incidental, or consequential damages (including damages for loss of profits, loss of business, loss of use or data, interruption of business and the like), even if PC Partner has been advised of the possibility of such damages arising from any defect or error in this manual or product.

Specifications and information contained in this document are furnished for informational use only, and are subject to change at any time without notice, and should not be construed as a commitment by ZOTAC Technology Limited. ZOTAC Technology Limited disclaims any responsibility or liability for any errors or inaccuracies that may appear in this manual, including the products and software described in it.

MACROVISION
This product incorporates copyright protection technology that is protected by method claims of certain U.S. patents and other intellectual property rights owned by Macrovision Corporation and other rights owners. Use of this copyright protection technology must be authorized by Macrovision Corporation, and is intended for home and other limited viewing use only unless otherwise authorized by Macrovision Corporation. Reverse engineering or disassembly is prohibited.

TRADEMARKS
Products and corporate names appearing in this manual may or may not be registered trademarks or copyrights of their respective companies, and are used only for identification or explanation and to the owner's benefit, without intent to infringe.

NVIDIA is a trademark of NVIDIA Corporation. The Adopted Trademarks HDMI, HDMI High-Definition Multimedia Interface, HDMI trade dress and the HDMI Logos are trademarks or registered trademarks of HDMI Licensing Administrator, Inc. in the United States and other countries.



ZOTAC.COM



DISCLAIMER

All illustrations used in this document is for reference only.


ZOTAC Technology Limited provides this document "as is" without warranty of any kind, either express or implied, including but not limited to the implied warranties or conditions of merchantability or fitness for a particular purpose. In no event shall ZOTAC Technology Limited be liable for any indirect, special, incidental, or consequential damages (including damages for loss of profits, loss of business, loss of use or data, interruption of business and the like), even if PC Partner has been advised of the possibility of such damages arising from any defect or error in this manual or product.

Specifications and information contained in this document are furnished for informational use only, and are subject to change at any time without notice, and should not be construed as a commitment by ZOTAC Technology Limited. ZOTAC Technology Limited disclaims any responsibility or liability for any errors or inaccuracies that may appear in this manual, including the products and software described in it.

MACROVISION
This product incorporates copyright protection technology that is protected by method claims of certain U.S. patents and other intellectual property rights owned by Macrovision Corporation and other rights owners. Use of this copyright protection technology must be authorized by Macrovision Corporation, and is intended for home and other limited viewing use only unless otherwise authorized by Macrovision Corporation. Reverse engineering or disassembly is prohibited.

TRADEMARKS
Products and corporate names appearing in this manual may or may not be registered trademarks or copyrights of their respective companies, and are used only for identification or explanation and to the owner's benefit, without intent to infringe.

NVIDIA is a trademark of NVIDIA Corporation. The Adopted Trademarks HDMI, HDMI High-Definition Multimedia Interface, HDMI trade dress and the HDMI Logos are trademarks or registered trademarks of HDMI Licensing Administrator, Inc. in the United States and other countries.



ZOTAC.COM

